

# KNOW BEFORE YOU GO

## Welcome to SoFi Stadium!

Please use and treat this as your Stadium Entry Pass by showing this to our Parking & Security teams for access to SoFi Stadium. The Information below will help guide you to your event location.

### ENTRY POINT ADDRESS:

800 Prairie Ave, Inglewood CA 90301

Visitors **must** access the site using **Prairie & Touchdown**. See parking placard.

### PARKING LOT:

Lots A&B

Parking is \$10 per car | Electronic Payment Only

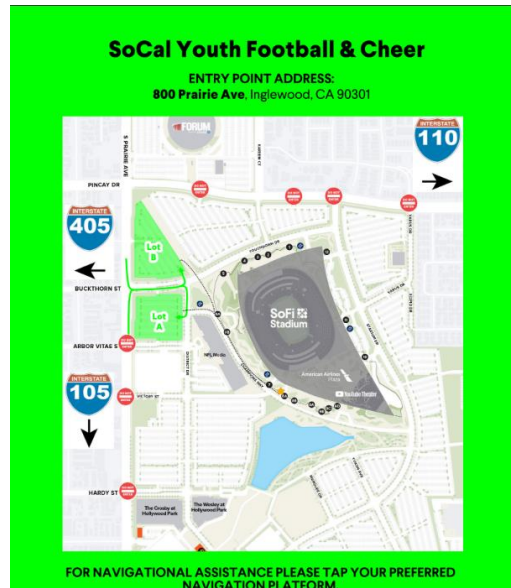
**Failure to use the correct entry point may result in higher parking fees.**

### GATE ENTRY:

Entry 8 **NO REENTRY IS ALLOWED**

### SECURITY:

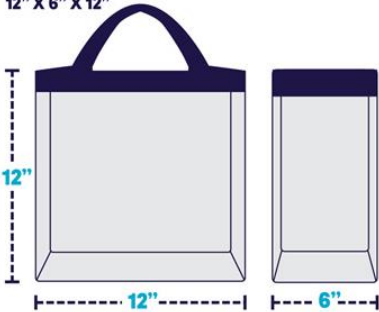
Guests must pass through security screening and are subject to bag check. See Bag Policy below.



## SoFi Stadium | BAG POLICY

### APPROVED BAGS

CLEAR TOTE NOT TO EXCEED  
12" X 6" X 12"

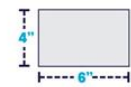


ONE GALLON  
RE-SEALABLE  
CLEAR PLASTIC  
STORAGE BAG

OR

OR

SMALL CLUTCH NOT  
TO EXCEED 4" X 6"  
\*DOES NOT NEED TO BE CLEAR



### NOTE:

To accommodate our guests who require items that are medical in nature, such as prescription medication, breast pumps, and other special medical equipment; These are permitted as long as they are within the 12 in. x 6 in. x 12 in. approved bag size. These bags are subject to additional screening and inspection.

### CHECK IN:

Please stop by registration tables outside Entry 8 and have tickets & waivers ready to receive entry wristband. **Everyone must sign a waiver & receive wristband to enter SoFi Stadium.**

### PERMITTED:

Coaches and players may bring large bags/equipment. Cleats must only be put on once on the field, **no cleats upon entry.**

### NOT PERMITTED:

Outside food or drink, banners, signs, noise makers. Spectators are not permitted on the field.

**All promo photos & videos must be approved by SoFi Stadium prior to posting. Cameras must have lens smaller than 6 inches.**

## 11.2 SoCal Youth Football & Cheer